

APA  
5





	Page number	1
<p>Author names</p> <p>Author names</p>		
<p>Course number and name</p>		
date	September 20, 2020	Due

Double-space


1

write/interpages.com

make the top 4 lines down  
from top of page

write/interpages.com

Write/InterPages.com - Minimum 4 Lines - Double-Space - 10/11




write/interpages.com

1-800-

write/interpages.com

page number

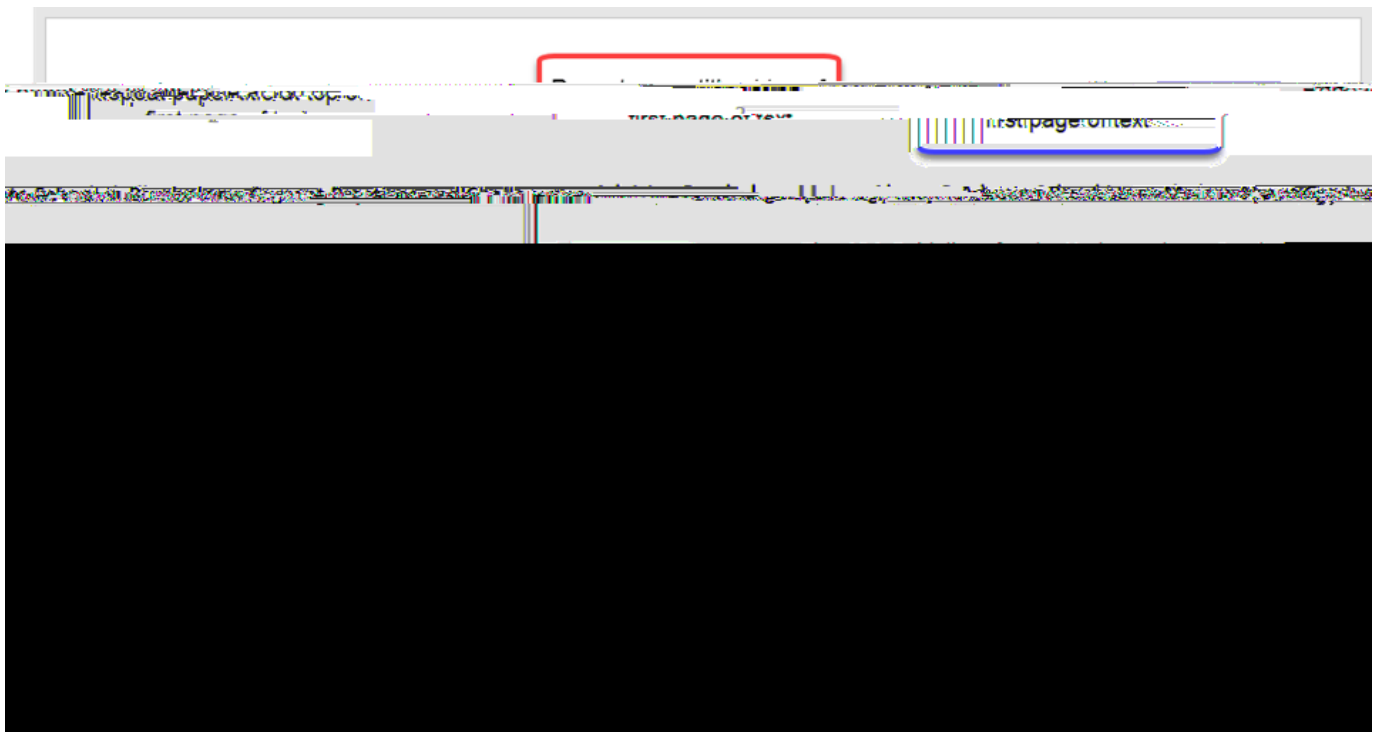

write/interpages.com



Bold paper title

Bold paper title

Advising Psychology Majors About Graduate School in Psychology: Current Practices and Challenges





# 7H[W )RQW

v 8VH WKH VDPH IRQW WKURXJKRXW WKH HQWLUH SDSHU


v :ULWH ERG\ WH[W LQ VWDQGDUG QRQEROG QRQLWDOLF IRC

v 8VH LWDOLFV VSDULQJO\ IRU LQVWDQFH WRQLJKHOLJKW D N

\*XLGWR \$3\$ 6HFWHRQ

## +HDGL)RJP DW

Level	Format
1	Centered, Bold, T





Number Table 1

[The content of this table is obscured by heavy digital noise and is illegible.]

Number Figure 1





Table 1  
 Departmental Formal Requirements for Students to Learn About Graduate School in Psychology

n	Center table headings	Answer	%
7	(if short)	Required (repetitive with the department)	100
		Other	0

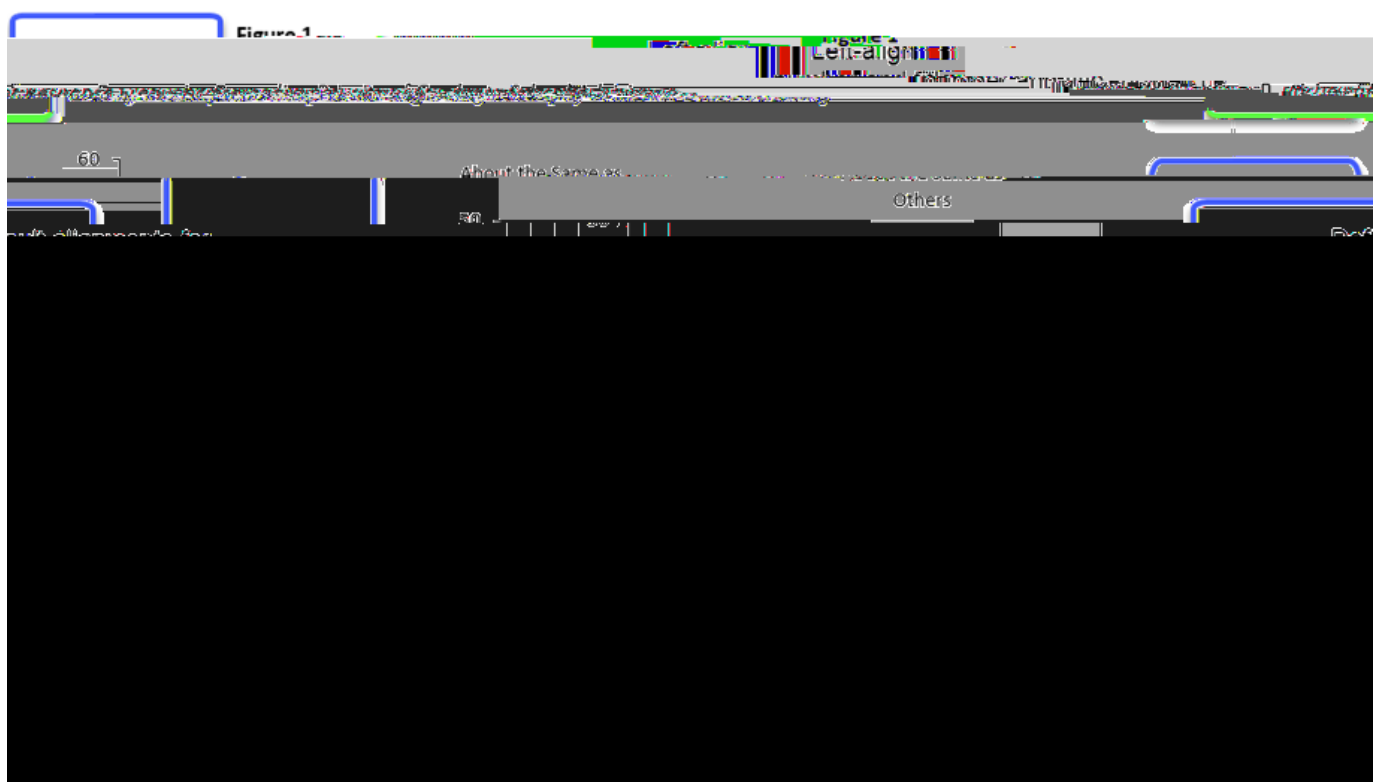




Table 1

Field number

A large black rectangular redaction covers the entire body of the table, obscuring all data and headers.

Continuation of Table 1


Field number

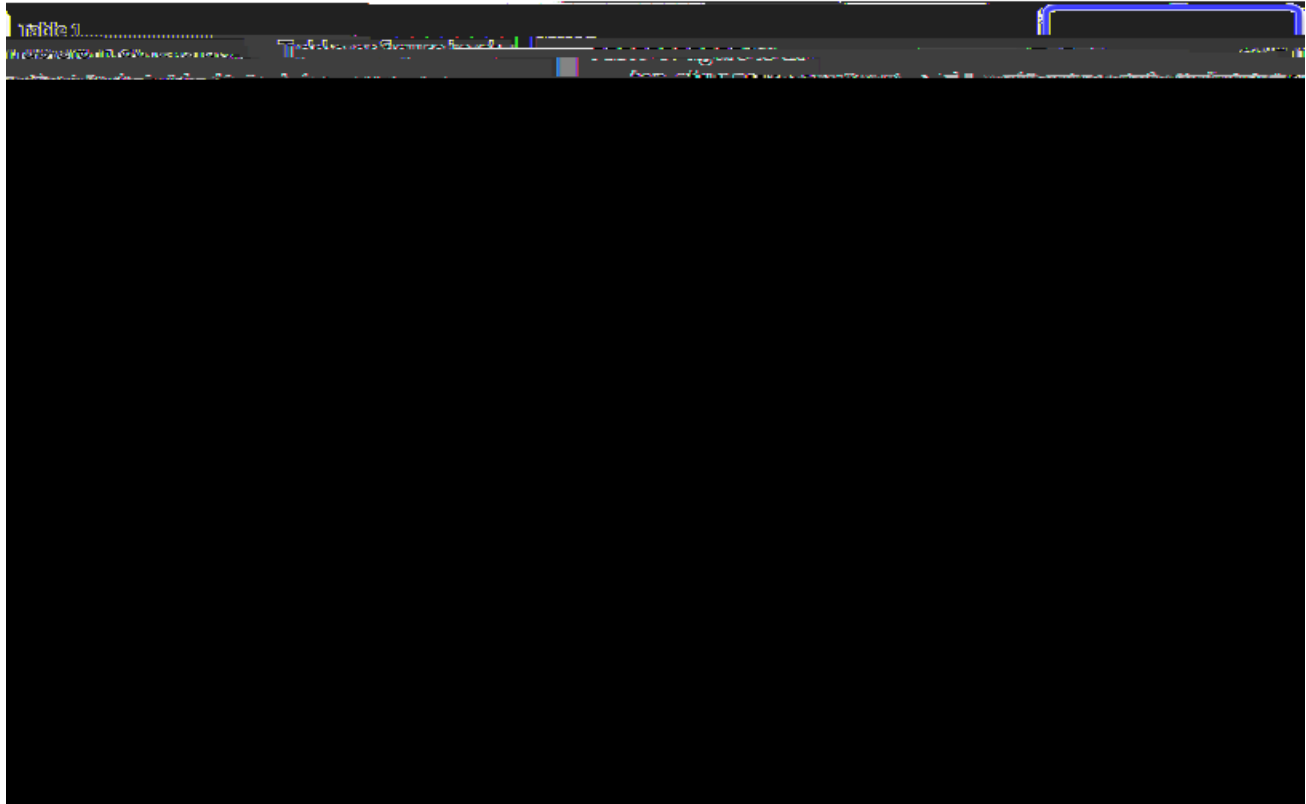

A large black rectangular redaction covers the entire body of the table, obscuring all data and headers.

○  
○  
○

○

○






**Table 4**

Table 4 is a table with a header row and several data rows. The header row contains the following text: "The following table shows the results of the regression analysis for the dependent variable 'effectively'." The data rows contain numerical values for various variables. The word "effectively" is also present in the text below the table.


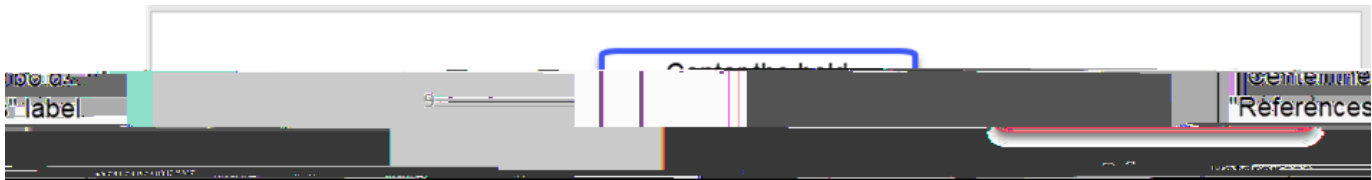

Variable	Value
Intercept	1.234
Age	0.056
Gender	0.123
Education	0.089
Income	0.045
Experience	0.078
Effectiveness	0.034


effectively.











(KPCN %JGEMU

...iVŽ \*>}i "À`iÀ

v 6WDUW HDFK VHFWR'ò V

